

**SOUTHEAST
REGIONAL
LIBRARY**

NOT THE LIBRARY YOU REMEMBER

EPL Sphero Mini Maker Kit User Guide

What is a Sphero Mini?

- Sphero Mini is a powerful, ping pong-size robotic ball with a gyroscope, accelerometer, and LED lights that glow in various colors. The free Sphero apps make it simple to explore a huge range of experiences. Drive the Sphero like a robot and then learn to code it on your own!

How Does the Sphero Mini Work?

- Control the mini robot toy any way you like with the Sphero Play app. Drag and drive with Joystick mode, pull back and release with Slingshot mode or tip and rotate your mobile device with Tilt mode. Through the Sphero Edu app you can code and program the Sphero Mini to perform tricks and programmed movements.


What comes with the Sphero Mini Kit?




Sphero Mini Robotic ball, charging cable, mini bowling pins and mini pylons.
Patrons supply their own mobile device. An iPad can be borrowed
from library if patron has no mobile device

Sphero Drive App


- The Sphero Drive App is a free app that controls the Sphero Mini. To download the Sphero Drive App go to the App Store (*iOS*) or Google Play Store (*Android*) – the App is free to download. Through this App you can control the Sphero Mini through various drive modes and play games using the App.



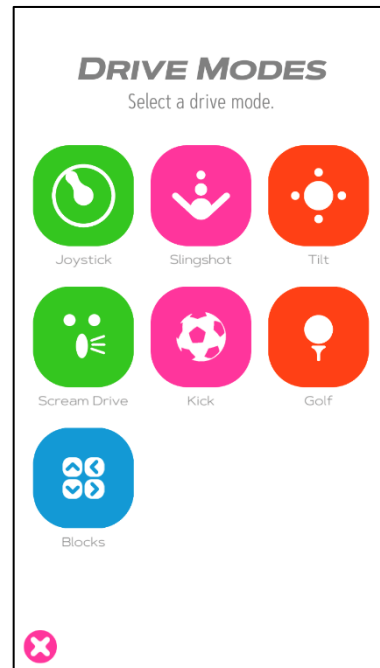
From the start of the App select mini – the App will search and connect with Sphero Mini.



Aim the blue light on the Sphero Mini so it is pointing at you.



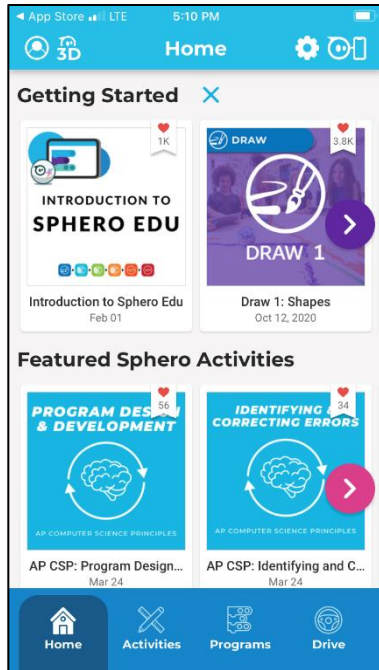
Select Joystick to move the Sphero Mini by moving the round circle in the direction you want to move the Sphero.



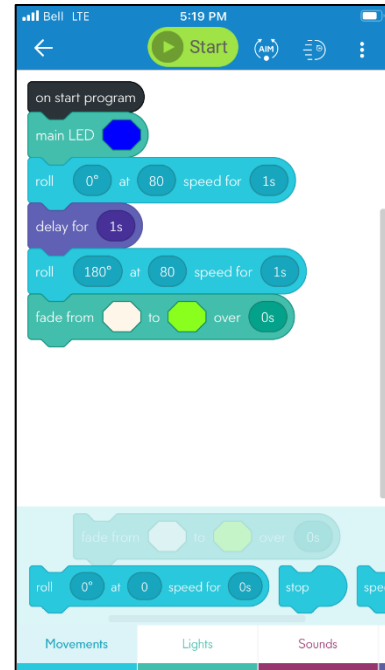
Select various drive modes to control the Mini Sphero.

Sphero Edu App

- With the Sphero Edu App you have not only the option to drive and control the Sphero Mini – but also to Code and Program the Sphero Mini. The Sphero Mini can be coded with programmed movements and lighting instructions. Go to either the App Store (*iOS*) or the Google Play Store (*Android*) to download the App. The App is free to download and use.



From the app home screen select Drive to control the Sphero Mini. Select Programs to begin coding



In Programs you can code and program the Sphero Mini by selecting and moving the blocks of code